

Impact Plus *pop up system*

www.zoomdisplay.co.uk

Artwork requirements

- Please save artwork as CMYK.
- Please set up ALL artwork at **25%** final size.
- With artwork set up at 1/4 size, please supply **ALL** artwork with a minimum of **3mm bleed** (quarter scale) to all outer edges
- If fonts are used, please outline ALL fonts, where not possible please supply all fonts used.
- Once artwork is received, we will set up on our template and send you a PDF proof for positioning and spelling purposes, please check carefully
- If colour matching is required then please advise.
- We do not print PANTONE, we can print the CMYK equivalent, if you have a preferred CMYK equivalent then please advise.
- Artwork can be supplied by either email, CD/DVD or uploaded to our website www.zoomdisplay.co.uk, select Artwork then select Upload Artwork and follow instructions.



Illustrator

- Set up CMYK at 1/4 final size
- OUTLINE ALL FONTS
- Turn off all Overprints, supply/embed all Links and flatten Transparency
- If supplying a High Res PDF do not compress and supply with all bleed and crop marks



InDesign

- Set up CMYK at 1/4 final size
- Package with all fonts and links before supplying
- OUTLINE ALL FONTS IF SUPPLYING AS PDF
- Supply a High Res PDF do not compress and supply with all bleed and crop marks




Photoshop

- Set up CMYK at 1/4 final size and 320dpi
- Supply a low resolution PDF for visual purposes
- If artwork set up in Photoshop, text/logos will not be vectored and will have some pixelation when printed full size,
- Save out as a JPEG.




Adobe Acrobat


- If supplying a PDF as your final artwork, ensure all images are not reduced / compressed, crop marks and bleed are included and visual lines are not included inside the artwork.
- OUTLINE ALL FONTS
- Supply or Embed all Links



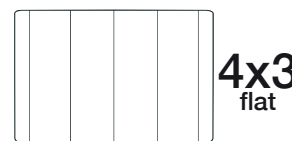
3x3
curved



3x3
flat

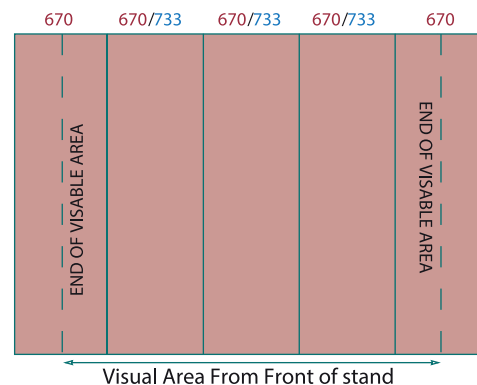


4x3
curved



4x3
flat

curved / flat



Impact Plus Panel Sizes

Pop Up Graphic Panel Sizes:

Curved End Panel	670mm (w) x 2250mm (h)
Curved Front Panel	670mm (w) x 2250mm (h)
Flat End Panel	400mm (w) x 2250mm (h)
Flat front Panel	733mm (w) x 2250mm (h)

Case Panel Graphic Sizes:

Cobra Case	1827mm (w) x 790mm (h)
All in One Case 2014	1625mm (w) x 790mm (h) (Visual area 585mm in the centre)
Zeus Case	1785mm (w) x 790mm (h) (Visual area 500mm in the centre)

Please ensure 3mm bleed is added to quarter scale artwork.