

# Pop Out Banners (NW)

[www.zoomdisplay.co.uk](http://www.zoomdisplay.co.uk)

## Artwork requirements

- Please set up at the scale of the template supplied
- Take note of the bleed guidelines and Seam guides.
- Please create artwork using Illustrator CS or supply as a High Resolution PDF.
- If using photographic images or heavy tinted images then please supply using Photoshop CS at a minimum of 72dpi at 100%. For best results apply text in Illustrator.
- Please outline ALL fonts when supplying the artwork.
- If an accurate colour match is required please supply a Pantone / CMYK colour or send a printed reference. We will then match to this as closely as possible but cannot guarantee an exact match.
- Artwork can be supplied by either email, CD/DVD or uploaded to our website [www.zoomdisplay.co.uk](http://www.zoomdisplay.co.uk), select Artwork then select Upload Artwork and follow instructions.



## Illustrator

- Save as CMYK at final size / full size
- OUTLINE ALL FONTS
- Turn off all Overprints, supply/embed all Links and flatten Transparency
- If supplying a High Res PDF do not compress and supply with all bleed and crop marks



## Adobe Acrobat

- If supplying a PDF as your final artwork, ensure all images are not reduced / compressed, crop marks and bleed are included and visual lines are not included inside the artwork.



## Photoshop

- Set up CMYK at 100% at a minimum of 72dpi
- Supply a low resolution PDF for visual purposes
- If artwork set up in Photoshop, text/logos will not be vectored and will have some pixelation when printed full size,
- supply the layered Photoshop document (PSD file).

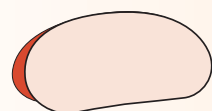
We don't print Gold or Silver, so these are the best colour conversions we recommend for Gold & Silver

<b>GOLD 1</b> 22m 100y 25k	<b>GOLD 2</b> 19m 100y 19k	<b>GOLD 3</b> 16c 20m 100y 25k	<b>GOLD 4</b> 60c 65m 100y	<b>GOLD 5</b> 38m 100y 25k
<b>SILVER 1</b> 4c 15k	<b>SILVER 2</b> 6c 25k	<b>SILVER 3</b> 6c 34k	<b>SILVER 4</b> 11k	<b>SILVER 5</b> 6c 4y 23k



When using the Pop Out Banner template, please do not, reposition or rescale the template, as the position is necessary for printing & please outline all fonts used.

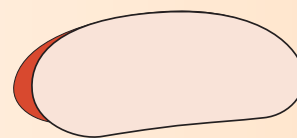
## Pop Out Banners are Double Sided



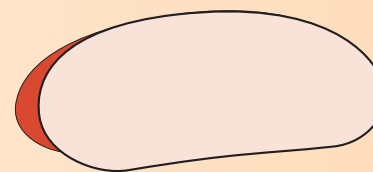
Small  
160cm x 80cm



Medium  
200cm x 100cm



Large  
260cm x 100cm



X Large  
275cm x 135cm

## Popout Banner Sizes

- Small - 160cm (w) x 80cm (h)
- Medium - 200cm (w) x 100cm (h)
- Large - 260cm (w) x 100cm (h)
- X Large - 275cm (w) x 135cm (h)