

# Linear Graphic and Literature post

A linear graphic and literature post, great for demonstration and exhibition environments, an ideal solution for displaying information



Graphics are not supplied

## features & benefits


- Portable and easy to assemble
- Anodised aluminium construction
- 50mm round modular post system as standard
- 450mm dia steel dome bases supplied as standard
- Supplied with 3 adjustable A4 leaflet holders
- Overall assembled size  
2060mm (h) x 523mm (w) x 450mm (d) approx



450mm dia Steel dome  
extra cost option

(weight 7.5kg approx)

Recommended  
carry bag: LPB



Pocket depth:  
20mm approx  
(weight 1.5kg approx)

Vertical position and  
angle of the leaflet  
holder can be adjusted

## hardware & graphic specifications

Hardware dimensions (mm):

2060mm (h) x 523mm (w) x 450mm (d)  
approx

Recommended graphic substrates:

5mm thick foam board (supplied separately)

Recommended graphic size (mm)

Please refer to Graphic template

## Recommended accessories

**AB293** and **AB910** - carry bags

**LN900** - base weight

# Assembly Instructions

Linear Graphic and Literature post includes:

450mm dia Steel dome base & M10 bolt  
(weight 6kg approx)

Leaflet holder kit x 3  
(weight 4.5kg approx)

Male post x 1  
(weight 1kg approx)


Female post x 1  
(weight 1kg approx)

Allen key set

PVC clear washer x 1

Multi-angle Fixing x 3

Brass Insert (rail Fixing) x 3




Attach leaflet holder to the post.  
Slide flat bar of holder into the channel of linear post.

**Ensure thumb fastener threads are flush to the flat bar.**

Position & angle holder to suit, tighten both thumb fasteners to secure the holder to the post. Repeat step for remaining holders.



To attach the stand off's, place the rail fixing into the channel on the linear post and twist the bottom section off the stand off until securely in place. Place the graphic into place within the stand off and tighten grub screw until tightly in place.



Align and slide female post over male post.



Attach base to male post using M10 bolt and allen key. Ensure clear washer is between base & post